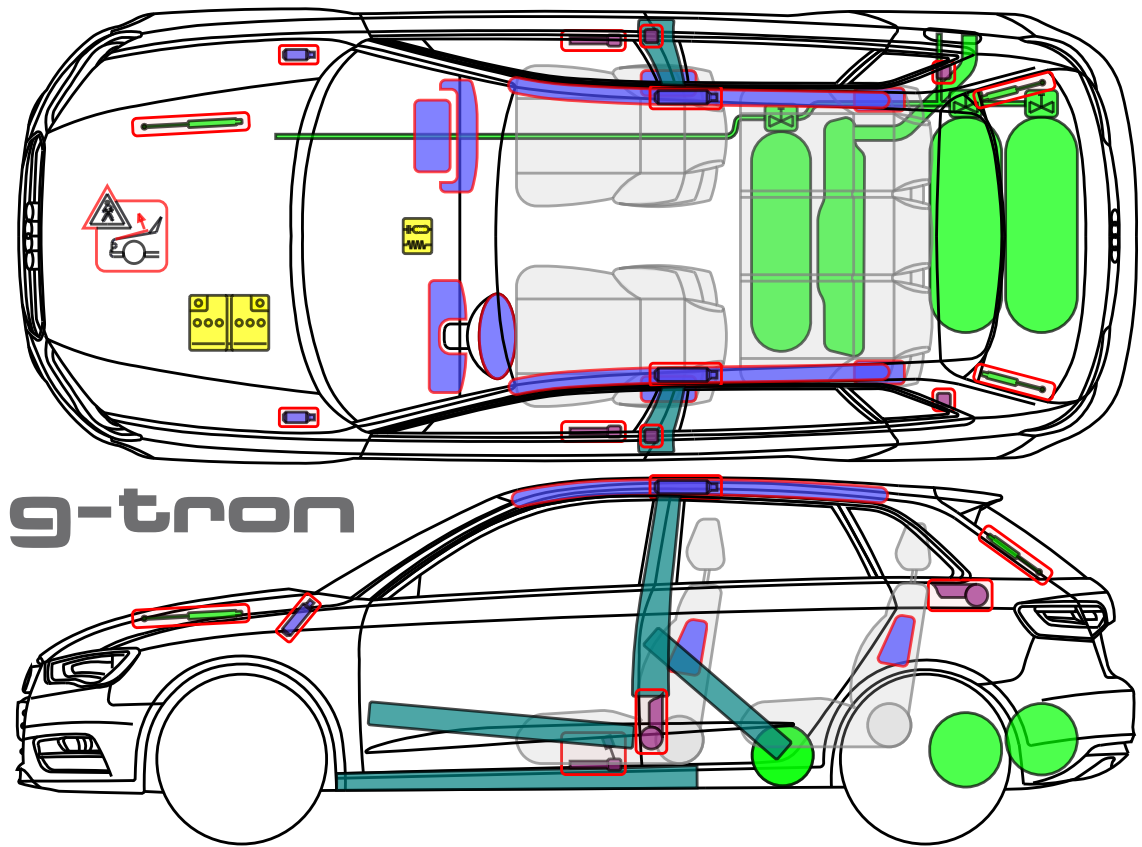




▶ Audi A3 Sportback g-tron

2018 - 2020



Legend

	Airbag		Reinforcement		SRS control unit		Pedestrian protection system
	Stored gas inflator		Automatic roll bar		12 V Battery		Safety valve
	Seatbelt pretensioner		Cylinder		Fuel tank		Pedestrian protection system





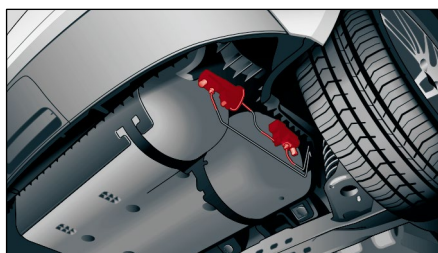
▶ Audi A3 Sportback g-tron

2018 - 2020

Shut off gas tank manually

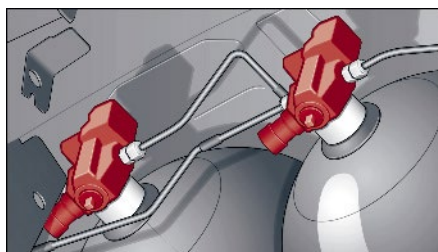
(e. g. in the case of smell of gas or leaking natural gas)

1. Access to natural gas tanks



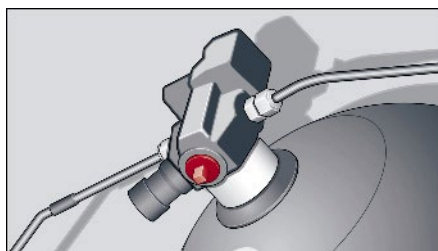
- ▶ Gas tanks are accessible from underbody.
- ▶ Gas tanks are protected by a plastic cover. In order to access the gas tanks, the cover needs to be removed without damaging the components of the gas system located below.

2. Locate safety valves



- ▶ Each gas tank is equipped with its individual cylinder valve and manual stopcock.

3. Switch off gas tank manually



- ▶ If required, each fuel tank must allow separate shut-off.
- ▶ By means of a 5 mm open-end wrench or ring spanner the manual shut-off valve may be shut off by means of turning the square clockwise until reaching the stop of the valve.