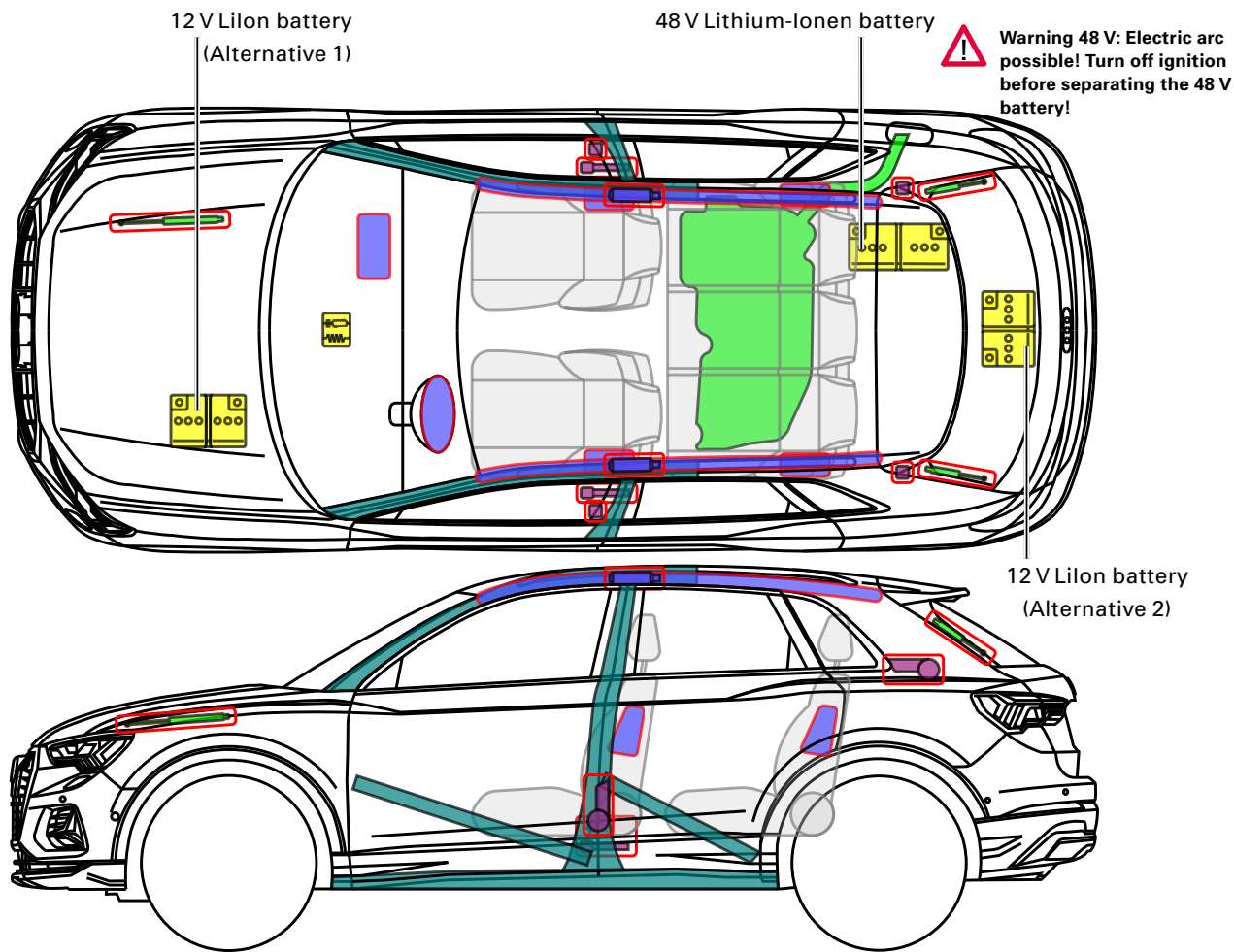






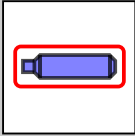

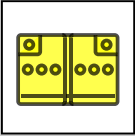
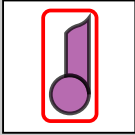




▶ Audi Q3 / RS Q3

from 2018



Legend

	Airbag		Reinforcement		SRS control unit		Pedestrian protection system
	Stored gas inflator		Automatic roll bar		12 V / 48V Battery		
	Seatbelt pretensioner		Cylinder		Fuel tank		





▶ Audi Q3 48 V Mildhybrid

from 2019

12 V lead acid battery and 48 V Lithium-Ion battery

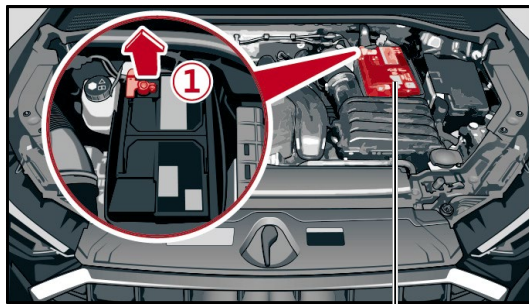
! 48 V on-board Lithium-Ion battery is automatically deactivated during accidents in which the airbag(s) deployed.

For all other cases, in order to deactivate the on-board power supply the 48 V Lithium-Ion battery has to be separately disconnected in addition to the 12 V lead acid battery. Therefore:

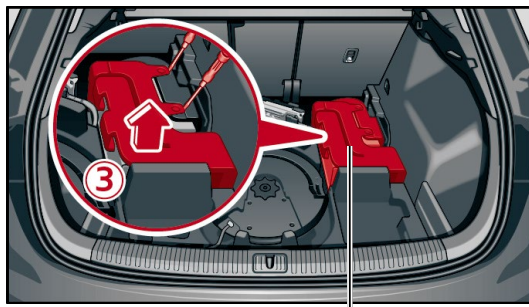

! **WARNING! Hazard due to electric arc at 48 V**

! **Turn off ignition before separating the 48V battery!**

1. Open the bonnet and separate the minus pole of the 12 V battery
2. Remove the cargo floor from the trunk
3. Remove the cover of the 48 V Lithium-ion battery
4. Pull out the communication connector plug of the 48 V Lithium-ion battery
5. Separate the minus pole of the 48 V Lithium-ion battery



12 V lead acid battery



48 V Lithium-Ionen battery

