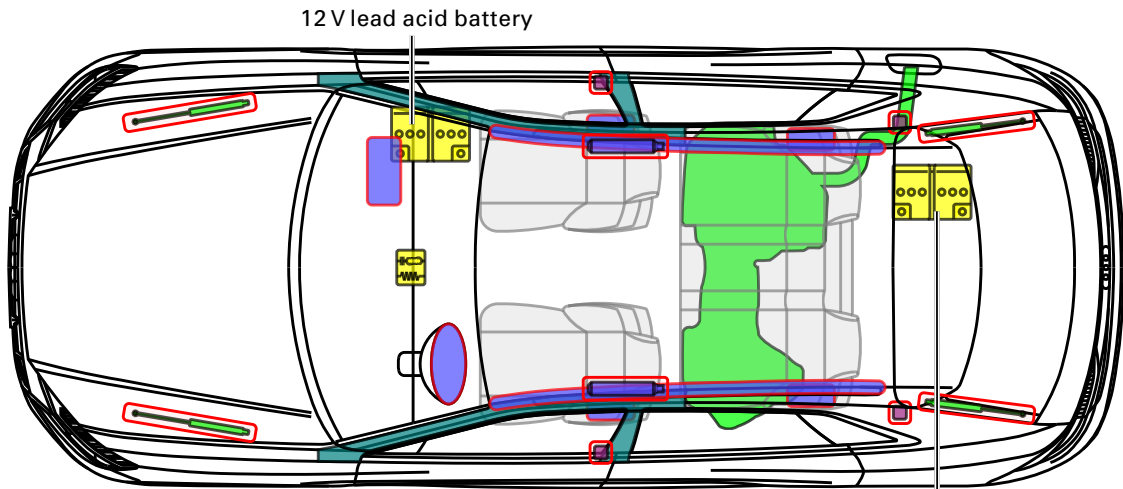




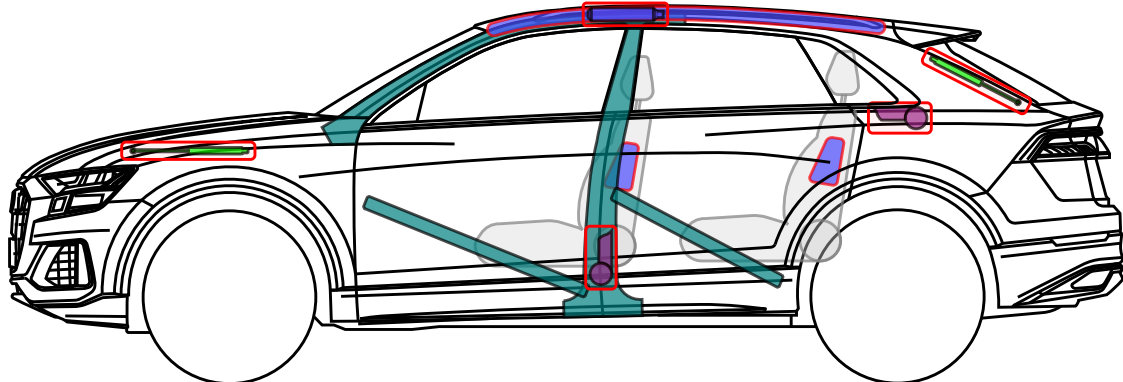
▶ Audi Q8 / SQ8 / RSQ8

from 2018



48 V Lithium-ion battery
(in 48 V mildhybrid)

⚠ Warning 48 V: Danger of hazardous arc! Switch off Ignition before disconnecting the 48 V battery!



Legend

	Airbag		Reinforcement		SRS control unit
	Stored gas inflator		Automatic roll bar		12 V Battery
	Seatbelt pretensioner		Cylinder		Fuel tank




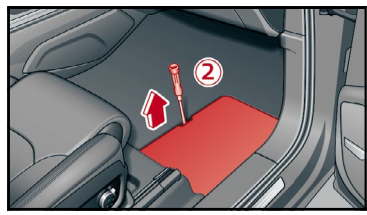



▶ Audi Q8 / SQ8 / RSQ8

from 2018

12 V lead acid battery

1. remove foot mat
2. open floor flap
3. separate minus pole of the 12 V battery



48 V Lithium-ion battery (in 48 V mildhybrid)

⚠ The 48 V on-board power supply is automatically deactivated during accidents in which the airbag(s) deployed.

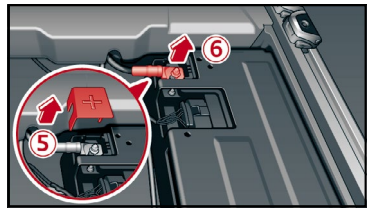
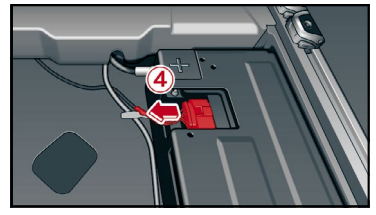
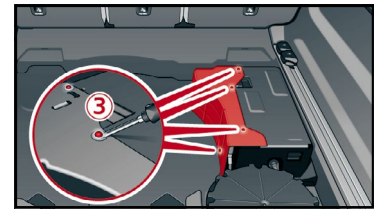
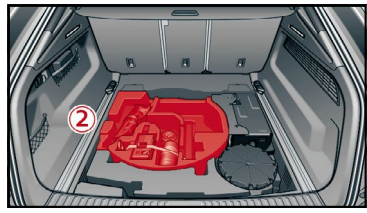
For all other cases, in order to deactivate the on-board power supply the 48 V Lithium-ion battery has to be separately disconnected in addition to the 12 V lead acid battery. Therefore:

⚠ WARNING! Hazard due to electric arc at 48 V

⚠ Turn off ignition before separating the 48 V battery!

For minimization the risc of electric arc it is recommended to disconnect the batteries as follows:

1. remove the cargo floor from the trunk
2. remove the spare tire and vehicle toolkit
3. remove the cover from the 48 V Lithium-ion battery by removing the four bolts with a screwdriver
4. pull out the communication connector plug
5. remove the pole cap and separate the minus pole of the 48 V Lithium-ion battery.



80S + SQ8

80

